

Selecting The Right Door For The Exposure

Scan for
More Information



Know Your Overhang

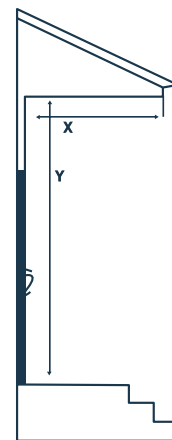
When it comes to high-performance exterior wood doors, Simpson has you covered. And when you are selecting an exterior door, make sure you are selecting the right type of door for that door's exposure to the elements.

Yes, My Door Has Adequate Overhang- So I Can Select Any Design

See drawing at right for what is considered an adequate overhang. If your door opening has this type of protection or more, you can select any type of Simpson exterior door and in any wood type. And when your door has UltraBlock® Technology, it will also feature a 5-year warranty.

No, My Door Does Not Have Adequate Overhang-I Should Select Either Nantucket Collection™ Doors or doors with WaterBarrier® Technology

If your door does not have an adequate overhang, Simpson has options for you. Select either the WaterBarrier technology upgrade for any exterior door or select a door from the Nantucket Collection. These offerings are engineered and built to withstand the weather and provide a full warranty in any type of exposure. Doors with WaterBarrier technology carry a 5-year warranty and Nantucket Collection doors carry a 10-year warranty, all with no overhang required.



$$X \geq 1/2 Y$$

Figure 1: where X is the length of the overhang required and Y is the distance from the bottom of the door to the base of the overhang.

Options For Doors Without An Adequate Overhang

Nantucket Collection™

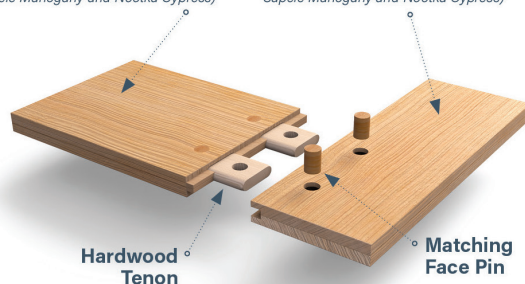
Standard Joinery

Solid Two-Piece Mortised Rail

(Available in Western Hemlock, Douglas Fir, Sapele Mahogany and Nootka Cypress)

Solid Two-Piece Mortised Stile

(Available in Western Hemlock, Douglas Fir, Sapele Mahogany and Nootka Cypress)



Optional Joinery

Solid Two-Piece Mortised Rail

(Available in Western Hemlock, Douglas Fir, Sapele Mahogany, Nootka Cypress and Factory-Primed Accoya)

Solid Two-Piece Mortised Stile

(Available in Western Hemlock, Douglas Fir, Sapele Mahogany, Nootka Cypress and Factory-Primed Accoya)

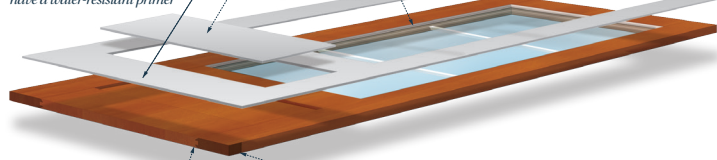


WaterBarrier® Technology

Water-resistant glazing beads and SDL bars on exterior side. Wood bars on interior side.

Primed Medium Density Overlay for flat surfaces

SelectGuard® scoop single hip-raised and Innerbond® double hip-raised panels have a water-resistant primer



Weather Seal™ Process

Entire stile-and-rail joints coated and bonded to decrease the possibility of water infiltration

UltraBlock® Technology

Composite block material finger-jointed into the bottom of the stiles

