

FULL LITE DOORS

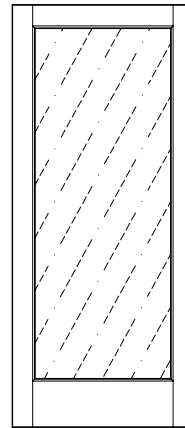
TO MEET YOUR EXACT DESIGN REQUIREMENTS

With some door types, you are restricted to standard sizes, both for the overall door size and components within the door. When you order from Simpson, you can request the exact design, size, shape and component sizes to meet the needs of your project.

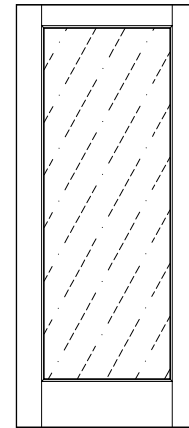
One example is our full-lite doors that feature 3/4" thick insulated glass. These can be ordered in any size with any wood species and dozens of glass types. In addition, choose from a variety of profiles and specify the size of your components. The most requested component sizes for these doors are shown at right and are the default for each door design.

You don't have to compromise design to get the door you need. Get exactly the door you want. Select Simpson.

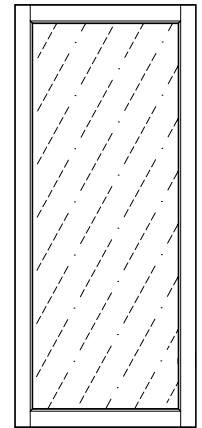
- Available in any wood species and with dozens of glass types
- Select from the popular ovolo or shaker sticking profiles or any other custom profile
- Select the exact size you need for your project, up to 12 feet tall, 5-1/2 feet wide and 2-1/4" thick
- Upgrade your door with UltraBlock® technology (5-year warranty) or WaterBarrier® technology (5-year warranty with no building overhang requirement)



**7001
TRADITIONAL
LAYOUT**
(4-1/2" Wide
Stiles)



**7002
ACCOMMODATES
HEAVIER
HARDWARE**
(5-1/2" Wide
Stiles)



**7003
CONTEMPORARY
LAYOUT**
(3-1/2" Wide Stiles
& 3-1/2" Tall Rails)

PROFILE OPTIONS

OVOLO STICKING (STANDARD)

SHAKER STICKING (OPTION)

