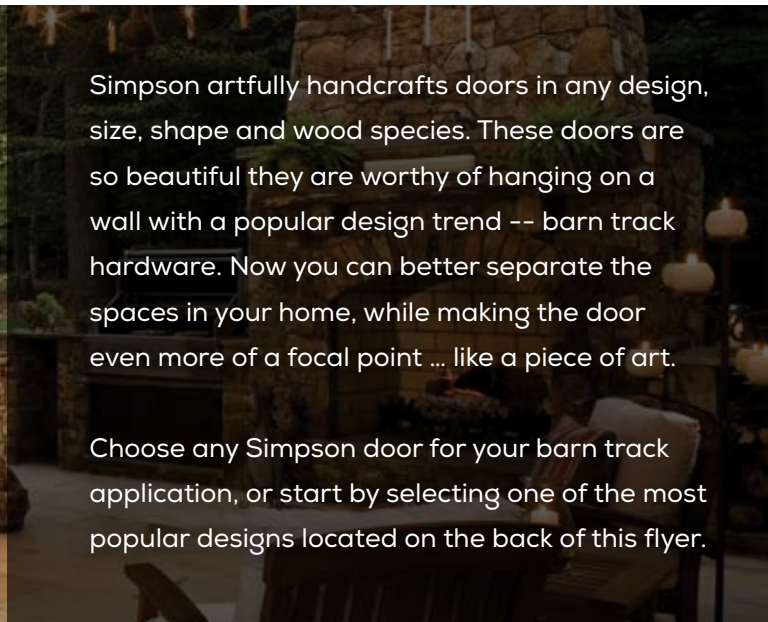


MAKE YOUR LIVING SPACE A WORK OF ART

WITH DOORS ON A BARN TRACK



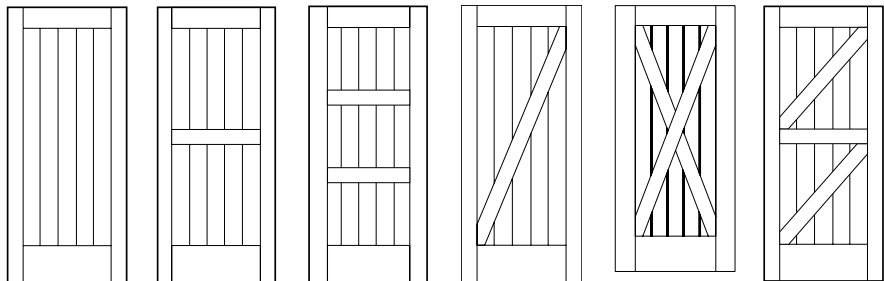
Simpson artfully handcrafts doors in any design, size, shape and wood species. These doors are so beautiful they are worthy of hanging on a wall with a popular design trend -- barn track hardware. Now you can better separate the spaces in your home, while making the door even more of a focal point ... like a piece of art.

Choose any Simpson door for your barn track application, or start by selecting one of the most popular designs located on the back of this flyer.

POPULAR DESIGNS FOR BARN DOORS


Virtually any Simpson door can be used in a barn track application. Some of the most popular are shown below. And to see the hundreds of standard options or to learn how to create your own from scratch, visit simpsondoor.com/Doormagination.

CLASSIC BARN DOOR



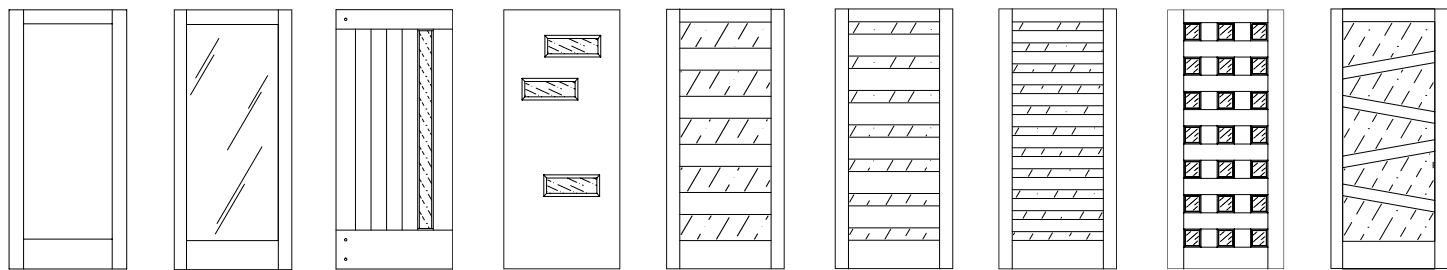
49801 SHAKER 49802 SHAKER 49803 SHAKER 49812 SHAKER 49813 SHAKER 49814 SHAKER

- Choose any door design and any wood species for your barn track application.
- Classic barn door design styles are available 1-3/8" or 1-3/4" thick with 3/4" grooved flat panel, and can be ordered for interior or exterior applications.
- Contact your Simpson Authorized Dealer for pricing and lead time.



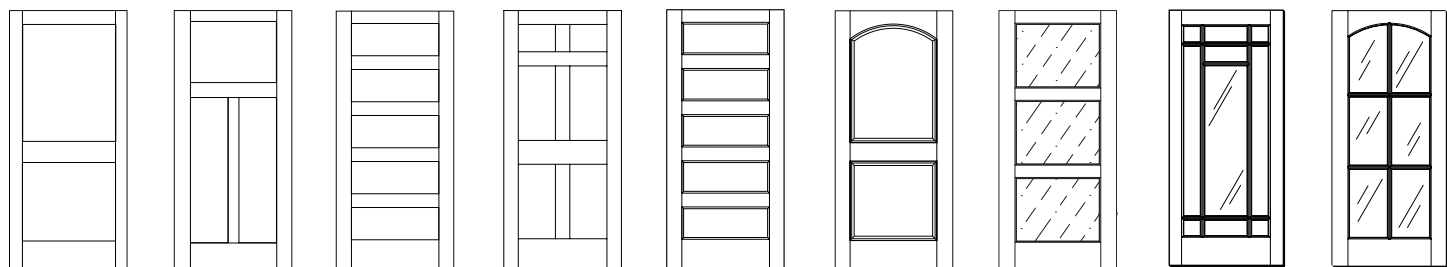
49815 SHAKER 49818 SHAKER 49820 SHAKER 49821 SHAKER 49822 SHAKER 49823 SHAKER 49824 SHAKER 49825 SHAKER 49826 SHAKER

CONTEMPORARY



720 SHAKER 1501 SHAKER 4974 SHAKER 49904 SHAKER 1605 SHAKER 1607 SHAKER 1611 SHAKER 1621 SHAKER 4931 SHAKER

CRAFTSMAN



782 SHAKER 760 SHAKER 755 SHAKER 766 SHAKER 55 465 1643 1256 1416