


## CONTEMPORARY FLUSH EXTERIOR DOORS



### NO COOKIE CUTTER SOLUTION

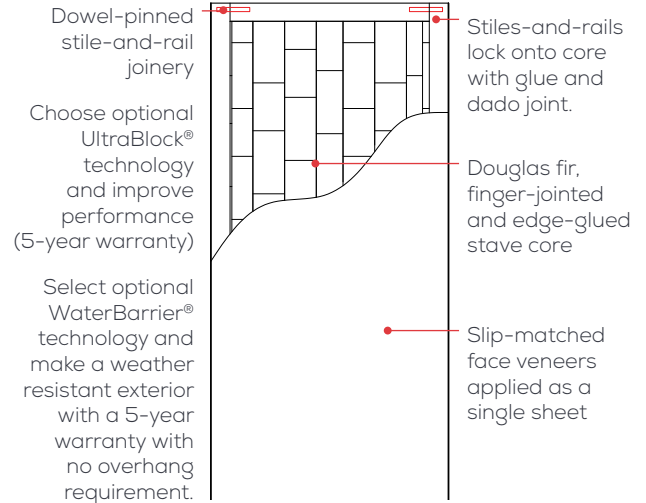
Personalize your flush door.

- Make your flush door any size, height, width, or thickness.
- Order the windows' size, shape and placement to your exact specifications.
- Choose from dozens of wood species, all with slip-matched veneers on the door's face.
- Combine different woods or orient veneers to your design requirement.
- Add grooves to your door to create an entirely different feel.

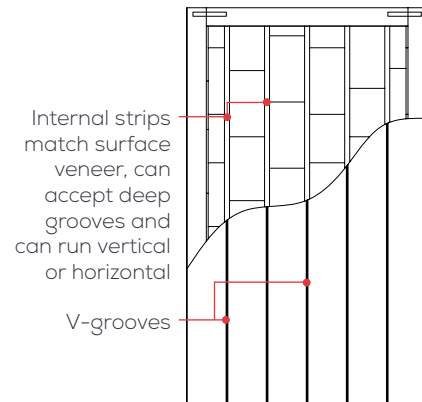
### Engineered for long-lasting performance.

- Stave core made with finger-jointed Douglas fir creates incredible strength and stability.
- Core material and stiles-and-rails held in place by dado joint around entire door.
- Stiles-and-rails dowel-pinned at all joints.
- All component surfaces are coated with glue, not just select parts of the door.
- Select optional UltraBlock® technology for the bottom of stile components, which replaces exposed end grain with composite and upgrades the door's warranty to 5 years.
- Optional WaterBarrier® technology incorporates a medium density overlay over the exterior surface of the door. So get the look and wood you want on the inside with the protection you need on the outside. 5-year warranty with no overhang requirement.

### CUTAWAY VIEW



### V-GROOVE CUTAWAY VIEW



### DOOR PROFILES

